

# **2016 Community Assessment**

## **Results Report**

**Prepared for:**

**United Way of Becker County**

**By:**

**Cyndi Anderson, CFRE**

**Mosaic Consulting, Inc.**



# United Way of Becker County 2016 Community Assessment Results

## **Introduction**

In 2005, 2010 and 2016 United Way of Becker County worked with Mosaic Consulting, Inc. to conduct a community assessment. The purpose of the reports has been to help community partners understand the degree to which area leaders believe each community asset exists in Becker County and the relative importance of each asset in developing strong, vibrant and healthy communities. The areas included in the original survey were identified by individuals and groups throughout Becker County including housing, human services, employment, health, nutrition, transportation and education. There was wide distribution of the online survey and a total of 158 completed surveys were part of the 2016 assessment. This compares to a total of 217 in 2005 and 380 in 2010.

The 2016 survey asked the same asset and relative importance questions which were first presented in the 2005 survey and again in 2010.

The 2010 survey did include some additional questions which were again asked in 2016 at the request of the United Way of Becker County Board of Directors:

- Questions regarding the respondent's familiarity of the United Way of Becker County.
- Questions regarding the respondent's familiarity of the Day of Caring sponsored by United Way of Becker County.
- Questions regarding the respondent's familiarity of the Backpack Program of the United Way.
- A request for respondents to self-identify their top five issues which they consider to be of the greatest importance and need in Becker County at this time.
- An opportunity to provide comments regarding issues or questions which were not asked as a part of the survey for which they would like to provide input to the United Way of Becker County.

# United Way of Becker County 2016 Community Assessment Results

## **Methods**

Mosaic Consulting, Inc. collected quantitative data from community leaders and interested persons through the administration of an online survey process. In 2005 and 2010 it also included a review of secondary data at the state and county level. There were six major areas of focus for this assessment:

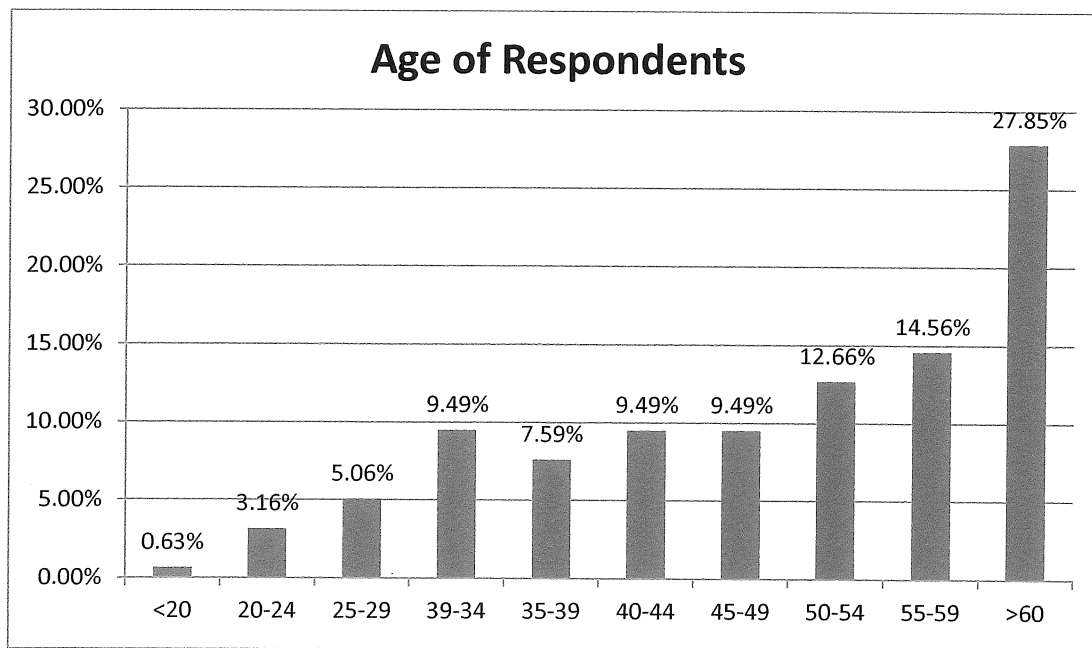
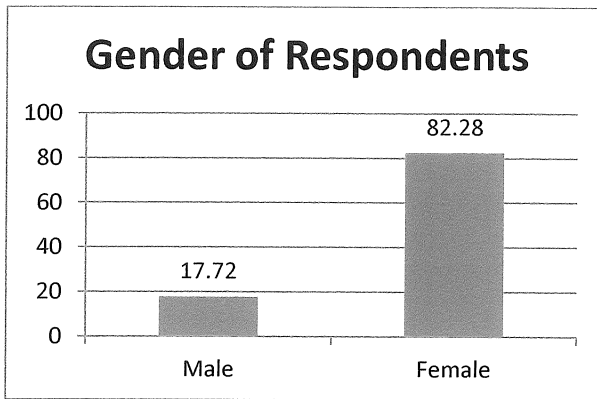
- Housing
- Human services
- Employment
- Health
- Transportation
- Education

Participants were instructed to review the list of community assets and asked to rate how well the county performs with regard to developing the community assets. Secondly, participants then were asked to indicate how important the community assets are in developing strong, vibrant and healthy communities. Additional questions related to quality of life and living, were also included in the survey.

The response to the survey was anonymous. The online survey link was distributed through multiple sources, including through the email lists of the United Way of Becker County, Chamber of Commerce E-Blasts, etc. Included with each survey link was the request to forward the link to other individuals or agencies that might be interested in participating in the process.

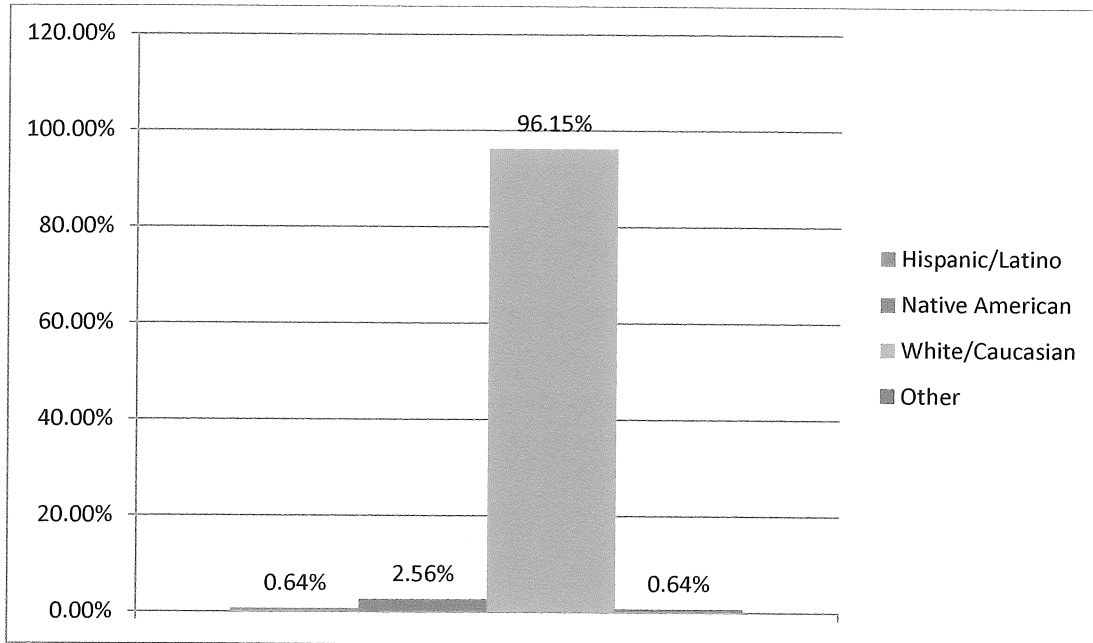
# United Way of Becker County 2016 Community Assessment Results

## Demographics Self-Identified by Respondents:



# United Way of Becker County 2016 Community Assessment Results

## Ethnicity of Respondent:



## Length of Time Respondent has lived in Becker County:

0-4 years:	14.94%	15-19 years:	8.44%	30+ years:	42.86%
5-9 years:	9.74%	20-24 years:	9.09%		
10-14 years:	7.79%	25-29 years:	7.14%		

## Best Description of Field of Employment:

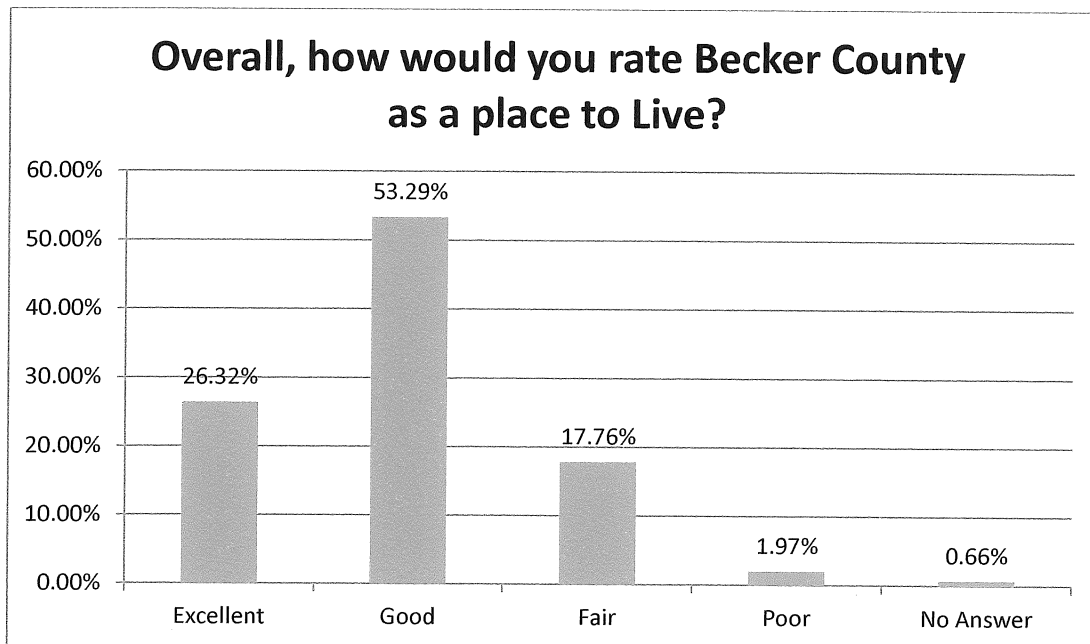
Business Owner/Employer	7.64%	Educator	12.74%
Law Enforcement	0%	Elected Official	.64%
Clergy or Religious	1.91%	Social Services	7.01%
Health Care	39.49%	Volunteer	2.55%
Student	.64%	Other	27.39%

Skipped: 1 - .64%

# United Way of Becker County 2016 Community Assessment Results

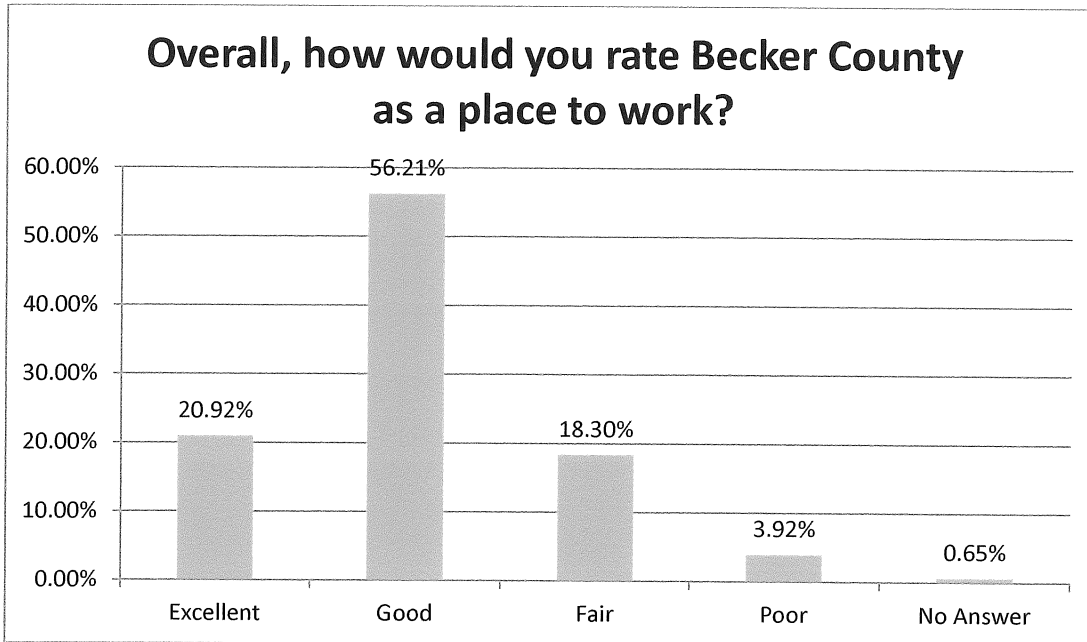
## Zip Codes of Respondent Residence:

Community	Residence Zip Code	Zip Code of where attend school, work or volunteer
Audubon	7.64%	3.18%
Callaway	0.64%	0%
Detroit Lakes	67.52%	89.81%
Frazee	13.38%	2.55%
Lake Park	2.55%	1.27%
Ogema	0%	0%
Osage	0%	0%
Ponsford	0%	0%
Richwood	.64%	0%
Rochert	1.91%	0%
Vergas	1.91%	0%
White Earth	0%	.64%
Other	3.82%	2.55%



## United Way of Becker County 2016 Community Assessment Results

---



# United Way of Becker County 2016 Community Assessment Results

## 2016 SURVEY ISSUES RATED BY (158 responses):

1) How well are we addressing this issue in our community?

2) How important is this issue to our community?

<b>Children are physically and emotionally safe at home.</b>							
	Very Well	Well	OK	Poor	Very Poor	Don't Know	Average Rating
How well are we addressing this issue in our community?	5.06	26.58	<b>36.71</b>	10.76	1.90	18.99	3.35
	Very High	High	Medium	Low	Very Low	Don't Know	Average Rating
How important is this issue to our community?	<b>59.24</b>	26.11	7.01	2.55	.64	4.46	1.73
<b>Children feel safe when they are at school.</b>							
	Very Well	Well	OK	Poor	Very Poor	Don't Know	Average Rating
How well are we addressing this issue in our community?	12.10	<b>42.04</b>	21.66	4.46	.64	19.11	2.97
	Very High	High	Medium	Low	Very Low	Don't Know	Average Rating
How important is this issue to our community?	<b>62.18</b>	25.0	7.69	.64	.64	3.85	1.64
<b>Children are ready to learn when they enter school.</b>							
	Very Well	Well	OK	Poor	Very Poor	Don't Know	Average Rating
How well are we addressing this issue in our community?	4.46	29.30	<b>35.03</b>	8.92	1.91	20.38	3.36
	Very High	High	Medium	Low	Very Low	Don't Know	Average Rating
How important is this issue to our community?	<b>44.23</b>	30.13	19.23	1.92	.64	3.85	1.96
<b>Children have the language and literacy skills to enter kindergarten successfully.</b>							
	Very Well	Well	OK	Poor	Very Poor	Don't Know	Average Rating
How well are we addressing this issue in our community?	4.43	28.48	<b>32.28</b>	8.23	2.53	24.05	3.48
	Very High	High	Medium	Low	Very Low	Don't Know	Average Rating
How important is this issue to our community?	<b>39.74</b>	34.62	16.03	1.92	.64	7.05	2.10
<b>Children know their colors, how to hold a book, etc. prior to entering kindergarten.</b>							
	Very Well	Well	OK	Poor	Very Poor	Don't Know	Average Rating
How well are we addressing	8.23	<b>30.38</b>	26.58	3.16	1.27	<b>30.38</b>	3.5



## United Way of Becker County 2016 Community Assessment Results

How important is this issue to our community?	Very High	High	Medium	Low	Very Low	Don't Know	Average Rating
	35.9	32.05	18.59	3.85	1.28	8.33	2.28
<b>Children are adequately nourished before and after school.</b>							
How well are we addressing this issue in our community?	Very Well	Well	OK	Poor	Very Poor	Don't Know	Average Rating
	5.73	21.02	29.30	16.56	3.18	24.20	3.63
How important is this issue to our community?	Very High	High	Medium	Low	Very Low	Don't Know	Average Rating
	54.55	25.97	10.39	3.25	1.30	4.55	1.84
<b>A quality educational experience is provided for all Becker County K-12 students.</b>							
How well are we addressing this issue in our community?	Very Well	Well	OK	Poor	Very Poor	Don't Know	Average Rating
	15.19	41.77	22.78	5.06	1.27	13.92	2.77
How important is this issue to our community?	Very High	High	Medium	Low	Very Low	Don't Know	Average Rating
	54.49	28.21	9.62	1.28	1.92	4.49	1.81
<b>School-age children have access to quality, nutritious meals at school.</b>							
How well are we addressing this issue in our community?	Very Well	Well	OK	Poor	Very Poor	Don't Know	Average Rating
	15.19	40.51	23.42	5.06	1.27	14.56	2.80
How important is this issue to our community?	Very High	High	Medium	Low	Very Low	Don't Know	Average Rating
	50.97	32.90	9.03	1.94	.65	4.52	1.82
<b>School-age children have access to quality, nutritious meals during the summer.</b>							
How well are we addressing this issue in our community?	Very Well	Well	OK	Poor	Very Poor	Don't Know	Average Rating
	3.80	13.92	24.68	17.72	7.59	32.28	4.08
How important is this issue to our community?	Very High	High	Medium	Low	Very Low	Don't Know	Average Rating
	44.23	22.44	18.59	5.13	1.28	8.33	2.22
<b>Recreation, arts, and leisure opportunities are available to all youth in Becker County.</b>							
How well are we addressing this issue in our community?	Very Well	Well	OK	Poor	Very Poor	Don't Know	Average Rating
	11.61	25.81	34.84	13.55	3.87	10.32	3.03
	Very	High	Medium	Low	Very	Don't	Average

# United Way of Becker County 2016 Community Assessment Results

	High				Low	Know	Rating
How important is this issue to our community?	32.26	<b>39.35</b>	21.29	2.58	.65	3.87	2.12
<b>Volunteer opportunities are available to help charitable organizations, churches, and schools for youth.</b>							
	Very Well	Well	OK	Poor	Very Poor	Don't Know	Average Rating
How well are we addressing this issue in our community?	14.74	<b>32.05</b>	31.41	5.77	1.92	14.10	2.90
	Very High	High	Medium	Low	Very Low	Don't Know	Average Rating
How important is this issue to our community?	31.61	<b>37.42</b>	23.87	1.29	0	5.81	2.18
<b>Positive, character-building supervised activities for school-aged children/youth during out of school times.</b>							
	Very Well	Well	OK	Poor	Very Poor	Don't Know	Average Rating
How well are we addressing this issue in our community?	9.68	21.29	<b>32.90</b>	15.48	1.94	18.71	3.35
	Very High	High	Medium	Low	Very Low	Don't Know	Average Rating
How important is this issue to our community?	<b>41.56</b>	34.42	16.23	3.25	0	4.55	1.99
<b>Services and programs to help youth make positive choices concerning high risk behaviors (tobacco, alcohol, drugs, sexual activity, etc.).</b>							
	Very Well	Well	OK	Poor	Very Poor	Don't Know	Average Rating
How well are we addressing this issue in our community?	6.45	16.13	<b>33.55</b>	15.48	3.87	24.52	3.68
	Very High	High	Medium	Low	Very Low	Don't Know	Average Rating
How important is this issue to our community?	<b>50.97</b>	28.39	14.84	1.29	0	4.52	1.85
<b>Employment opportunities are available for all youth that would like a job.</b>							
	Very Well	Well	OK	Poor	Very Poor	Don't Know	Average Rating
How well are we addressing this issue in our community?	11.69	<b>27.27</b>	26.62	8.44	6.49	19.48	3.29
	Very High	High	Medium	Low	Very Low	Don't Know	Average Rating
How important is this issue to our community?	34.19	<b>41.29</b>	14.84	2.58	1.94	5.16	2.12
<b>Substance abuse intervention programs are accessible to youth.</b>							
	Very Well	Well	OK	Poor	Very Poor	Don't Know	Average Rating
How well are we addressing this issue in our community?	3.87	16.13	<b>30.32</b>	15.48	7.74	26.45	3.86
	Very High	High	Medium	Low	Very Low	Don't Know	Average Rating
How important is this issue to our community?	<b>46.75</b>	28.57	15.58	2.60	.65	5.84	1.99

## United Way of Becker County 2016 Community Assessment Results

	Very Well	Well	OK	Poor	Very Poor	Don't Know	Average Rating
<b>Becker County residents and communities are reasonably safe from crime.</b>							
How well are we addressing this issue in our community?	9.74	<b>44.16</b>	33.77	8.44	1.95	1.95	2.55
	Very High	High	Medium	Low	Very Low	Don't Know	Average Rating
How important is this issue to our community?	<b>60.13</b>	24.84	12.42	.65	.65	1.31	1.61
<b>Recreation, arts, and leisure opportunities are available to all adults in Becker County.</b>							
	Very Well	Well	OK	Poor	Very Poor	Don't Know	Average Rating
How well are we addressing this issue in our community?	14.29	<b>42.86</b>	32.47	7.14	0	3.25	2.45
	Very High	High	Medium	Low	Very Low	Don't Know	Average Rating
How important is this issue to our community?	30.07	<b>31.37</b>	35.95	1.31	0	1.31	2.14
<b>Residents are employed by businesses and have access to benefit packages.</b>							
	Very Well	Well	OK	Poor	Very Poor	Don't Know	Average Rating
How well are we addressing this issue in our community?	8.44	29.87	<b>40.91</b>	12.34	2.60	5.84	2.88
	Very High	High	Medium	Low	Very Low	Don't Know	Average Rating
How important is this issue to our community?	<b>39.22</b>	39.87	17.65	1.31	0	1.96	1.89
<b>Volunteer opportunities are available to help charitable organizations, churches, and schools for adults.</b>							
	Very Well	Well	OK	Poor	Very Poor	Don't Know	Average Rating
How well are we addressing this issue in our community?	25.32	<b>32.47</b>	31.82	2.60	0	7.79	2.43
	Very High	High	Medium	Low	Very Low	Don't Know	Average Rating
How important is this issue to our community?	31.79	<b>29.14</b>	33.11	2.65	.66	2.65	2.19
<b>Adults have access to appropriate jobs in the community for their skills and education.</b>							
	Very Well	Well	OK	Poor	Very Poor	Don't Know	Average Rating
How well are we addressing this issue in our community?	8.44	33.77	<b>40.91</b>	11.04	2.60	3.25	2.75
	Very High	High	Medium	Low	Very Low	Don't Know	Average Rating
How important is this issue to our community?	<b>41.18</b>	35.29	18.95	1.96	0	2.61	1.92

## United Way of Becker County 2016 Community Assessment Results

	Very Well	Well	OK	Poor	Very Poor	Don't Know	Average Rating
<b>Substance abuse intervention programs are accessible to adults.</b>							
How well are we addressing this issue in our community?	2.63	<b>31.58</b>	30.92	15.13	5.92	13.82	3.32
	Very High	High	Medium	Low	Very Low	Don't Know	Average Rating
How important is this issue to our community?	<b>44.44</b>	31.37	17.65	3.92	0	2.61	1.92
<b>Unemployed residents are supported to find work.</b>							
	Very Well	Well	OK	Poor	Very Poor	Don't Know	Average Rating
How well are we addressing this issue in our community?	3.27	26.80	<b>31.37</b>	13.07	7.84	17.65	3.48
	Very High	High	Medium	Low	Very Low	Don't Know	Average Rating
How important is this issue to our community?	<b>39.87</b>	30.72	18.95	5.88	1.31	3.27	2.08
<b>Health care is accessible to all children.</b>							
	Very Well	Well	OK	Poor	Very Poor	Don't Know	Average Rating
How well are we addressing this issue in our community?	13.64	<b>34.42</b>	29.87	6.49	0	15.58	2.92
	Very High	High	Medium	Low	Very Low	Don't Know	Average Rating
How important is this issue to our community?	<b>60.39</b>	24.68	10.39	1.30	.65	2.60	1.65
<b>Dental care is accessible to all children.</b>							
	Very Well	Well	OK	Poor	Very Poor	Don't Know	Average Rating
How well are we addressing this issue in our community?	8.39	18.71	<b>29.68</b>	14.19	12.90	16.13	3.53
	Very High	High	Medium	Low	Very Low	Don't Know	Average Rating
How important is this issue to our community?	<b>53.90</b>	28.57	9.74	1.30	3.25	3.25	1.81
<b>Mental health care is accessible to all children.</b>							
	Very Well	Well	OK	Poor	Very Poor	Don't Know	Average Rating
How well are we addressing this issue in our community?	7.19	18.95	<b>25.49</b>	18.95	13.07	16.34	3.61
	Very High	High	Medium	Low	Very Low	Don't Know	Average Rating
How important is this issue to our community?	<b>61.04</b>	19.48	11.04	2.60	2.60	3.25	1.76

# United Way of Becker County 2016 Community Assessment Results

	Very Well	Well	OK	Poor	Very Poor	Don't Know	Average Rating
<b>Health care is accessible to all adults.</b>							
How well are we addressing this issue in our community?	10.53	26.32	<b>36.18</b>	11.84	0	15.13	3.10
	Very High	High	Medium	Low	Very Low	Don't Know	Average Rating
How important is this issue to our community?	<b>49.35</b>	33.77	12.34	1.30	.65	2.60	1.78
<b>Dental care is accessible to all adults.</b>							
How well are we addressing this issue in our community?	7.89	13.82	<b>28.29</b>	17.11	12.50	20.39	3.74
	Very High	High	Medium	Low	Very Low	Don't Know	Average Rating
How important is this issue to our community?	<b>46.10</b>	29.87	16.88	2.60	1.95	2.60	1.92
<b>Mental health care is accessible to all adults.</b>							
How well are we addressing this issue in our community?	5.23	18.30	<b>30.72</b>	21.57	11.11	13.07	3.54
	Very High	High	Medium	Low	Very Low	Don't Know	Average Rating
How important is this issue to our community?	<b>52.94</b>	28.10	11.76	3.27	1.31	2.61	1.80
<b>Residents understand the risks associated with being overweight or obese.</b>							
How well are we addressing this issue in our community?	3.25	20.13	<b>34.42</b>	21.43	6.49	14.29	3.51
	Very High	High	Medium	Low	Very Low	Don't Know	Average Rating
How important is this issue to our community?	<b>38.96</b>	30.52	22.08	2.60	1.30	4.55	2.10
<b>All Becker County residents are encouraged to lead healthy and fit lifestyles.</b>							
How well are we addressing this issue in our community?	4.55	24.68	<b>38.31</b>	14.29	7.14	11.04	3.28
	Very High	High	Medium	Low	Very Low	Don't Know	Average Rating
How important is this issue to our community?	<b>35.95</b>	30.72	28.10	.65	1.96	2.61	2.10

## United Way of Becker County 2016 Community Assessment Results

	Very Well	Well	OK	Poor	Very Poor	Don't Know	Average Rating
<b>Reliable transportation is available to all adults and children.</b>							
How well are we addressing this issue in our community?	7.79	16.23	40.26	16.88	8.44	10.39	3.33
	Very High	High	Medium	Low	Very Low	Don't Know	Average Rating
How important is this issue to our community?	35.71	36.36	18.83	4.55	0	4.55	2.10
<b>Affordable housing is available to all families.</b>							
	Very Well	Well	OK	Poor	Very Poor	Don't Know	Average Rating
How well are we addressing this issue in our community?	4.55	9.09	30.52	30.52	13.64	11.69	3.75
	Very High	High	Medium	Low	Very Low	Don't Know	Average Rating
How important is this issue to our community?	44.81	29.22	14.29	7.14	.65	3.90	2.01
<b>Quality, affordable child care is available.</b>							
	Very Well	Well	OK	Poor	Very Poor	Don't Know	Average Rating
How well are we addressing this issue in our community?	3.95	6.58	32.89	30.92	7.89	17.76	3.86
	Very High	High	Medium	Low	Very Low	Don't Know	Average Rating
How important is this issue to our community?	46.41	30.07	13.73	4.58	.65	4.58	1.97
<b>Quality, affordable child care is available for sick care, night shifts, etc.</b>							
	Very Well	Well	OK	Poor	Very Poor	Don't Know	Average Rating
How well are we addressing this issue in our community?	.65	3.27	16.34	26.80	31.37	21.57	4.50
	Very High	High	Medium	Low	Very Low	Don't Know	Average Rating
How important is this issue to our community?	40.91	29.22	15.58	7.14	1.30	5.84	2.16
<b>Professionals and citizens recognize and prevent child abuse.</b>							
	Very Well	Well	OK	Poor	Very Poor	Don't Know	Average Rating
How well are we addressing this issue in our community?	5.88	27.45	43.14	7.19	4.58	11.76	3.12
	Very High	High	Medium	Low	Very Low	Don't Know	Average Rating
How important is this issue to our community?	56.49	24.03	12.34	2.60	.65	3.90	1.79

# United Way of Becker County 2016 Community Assessment Results

<b>Our communities are prepared to respond to emergencies or disasters.</b>							
	Very Well	Well	OK	Poor	Very Poor	Don't Know	Average Rating
How well are we addressing this issue in our community?	14.38	32.68	<b>34.64</b>	5.88	.65	11.76	2.81
	Very High	High	Medium	Low	Very Low	Don't Know	Average Rating
How important is this issue to our community?	<b>50.65</b>	28.57	14.29	2.60	0	3.90	1.84

<b>Parents have adequate skills and training to be good parents.</b>							
	Very Well	Well	OK	Poor	Very Poor	Don't Know	Average Rating
How well are we addressing this issue in our community?	1.95	16.23	<b>45.45</b>	22.73	4.55	9.09	3.39
	Very High	High	Medium	Low	Very Low	Don't Know	Average Rating
How important is this issue to our community?	<b>48.70</b>	26.62	16.23	3.90	0	4.55	1.94

<b>Senior citizens have access to appropriate levels of care.</b>							
	Very Well	Well	OK	Poor	Very Poor	Don't Know	Average Rating
How well are we addressing this issue in our community?	8.50	30.72	<b>37.25</b>	11.76	1.96	9.80	2.97
	Very High	High	Medium	Low	Very Low	Don't Know	Average Rating
How important is this issue to our community?	<b>45.10</b>	33.33	13.73	2.61	.65	4.58	1.94

<b>Residents do NOT experience any form of discrimination (ethnic, racial, age, sex, disability, economic level, etc.) as a citizen of Becker County.</b>							
	Very Well	Well	OK	Poor	Very Poor	Don't Know	Average Rating
How well are we addressing this issue in our community?	3.90	19.48	<b>37.01</b>	17.53	7.79	14.29	3.49
	Very High	High	Medium	Low	Very Low	Don't Know	Average Rating
How important is this issue to our community?	<b>40.91</b>	30.52	17.53	5.19	.65	5.19	2.10

<b>Victims of domestic violence have access to appropriate levels of service.</b>							
	Very Well	Well	OK	Poor	Very Poor	Don't Know	Average Rating
How well are we addressing this issue in our community?	9.15	<b>30.70</b>	27.45	9.15	1.96	22.22	3.31
	Very High	High	Medium	Low	Very Low	Don't Know	Average Rating
How important is this issue to our community?	<b>51.95</b>	32.47	8.44	2.60	0	4.55	1.80

## United Way of Becker County 2016 Community Assessment Results

<b>Individuals have access to further education and training to improve employment skills.</b>							
	Very Well	Well	OK	Poor	Very Poor	Don't Know	Average Rating
How well are we addressing this issue in our community?	6.49	32.47	<b>35.71</b>	11.69	1.30	12.34	3.06
	Very High	High	Medium	Low	Very Low	Don't Know	Average Rating
How important is this issue to our community?	37.25	<b>37.91</b>	18.30	3.27	0	3.27	2.01
<b>Becker County residents have enough food to satisfy their hunger.</b>							
	Very Well	Well	OK	Poor	Very Poor	Don't Know	Average Rating
How well are we addressing this issue in our community?	5.84	18.83	<b>38.96</b>	12.99	4.55	18.83	3.48
	Very High	High	Medium	Low	Very Low	Don't Know	Average Rating
How important is this issue to our community?	<b>52.63</b>	25.66	17.11	1.32	0	3.29	1.80
<b>Individuals/families know where to seek help if someone needs assistance from a social service or human service agency.</b>							
	Very Well	Well	OK	Poor	Very Poor	Don't Know	Average Rating
How well are we addressing this issue in our community?	6.54	16.99	<b>41.83</b>	11.76	4.58	18.30	3.46
	Very High	High	Medium	Low	Very Low	Don't Know	Average Rating
How important is this issue to our community?	<b>43.14</b>	31.37	18.30	3.27	0	3.92	1.97
<b>Respite care is available for someone taking care of an elderly or disabled person.</b>							
	Very Well	Well	OK	Poor	Very Poor	Don't Know	Average Rating
How well are we addressing this issue in our community?	3.27	16.99	<b>32.03</b>	15.69	4.58	27.45	3.84
	Very High	High	Medium	Low	Very Low	Don't Know	Average Rating
How important is this issue to our community?	<b>39.87</b>	30.07	20.92	3.27	0	5.88	2.11



# United Way of Becker County 2016 Community Assessment Results

## Questions Added to 2010 Survey at Request of Board of Directors:

<b>Day of Caring</b>	<b>Strongly Agree</b>	<b>Agree</b>	<b>Neither Agree or Disagree</b>	<b>Disagree</b>	<b>Strongly Disagree</b>	<b>Don't Know</b>	<b>Weighted Average Rating</b>
I have heard of Day of Caring.	<b>71.05</b>	17.76	2.63	.66	2.63	5.26	1.60
Day of Caring makes a difference in the community.	<b>48.37</b>	30.07	11.11	0	.65	9.80	2.03
I know how to access Day of Caring if I needed assistance.	<b>34.44</b>	16.56	19.21	3.97	12.58	13.25	2.75
I know how to volunteer for Day of Caring.	<b>40.79</b>	15.79	15.79	2.63	12.50	12.50	2.58
<b>Backpack Program</b>	<b>Strongly Agree</b>	<b>Agree</b>	<b>Neither Agree or Disagree</b>	<b>Disagree</b>	<b>Strongly Disagree</b>	<b>Don't Know</b>	<b>Weighted Average Rating</b>
I have heard of the Backpack Food Program.	<b>61.44</b>	16.99	3.92	7.19	.65	9.8	1.98
The Backpack Program is making a difference in the community.	<b>45.10</b>	20.92	12.42	0	0	21.57	2.54
I know how to access the Backpack Program.	<b>30.07</b>	16.34	19.61	14.38	1.96	17.65	2.95
<b>United Way</b>	<b>Strongly Agree</b>	<b>Agree</b>	<b>Neither Agree or Disagree</b>	<b>Disagree</b>	<b>Strongly Disagree</b>	<b>Don't Know</b>	<b>Weighted Average Rating</b>
I have heard of the United Way of Becker County.	<b>76.47</b>	21.57	1.31	0	0	.65	1.27
I have personally donated money to United Way of Becker County.	<b>67.97</b>	18.30	3.92	4.58	1.96	3.27	1.64
I have personally donated time to United Way of Becker County.	<b>41.45</b>	16.45	13.82	15.79	7.24	5.26	2.47
I would contact United Way if I needed and service and didn't know who else to call.	<b>40.52</b>	18.95	16.99	7.84	2.61	13.07	2.52

# United Way of Becker County 2016 Community Assessment Results

## Self-Identified Top 20 Issues/Concerns Expressed by Survey Respondents

Respondents were provided with five different comment boxes in which they could choose their individualized responses to what they considered to be the top five most important issues/needs/problems in Becker County. If they listed their concern as #1, it received a weighted 5 point score and if it was listed as their #5 concern, it received a 1 point score. All top 1-5 scores were added together to establish the statistically identified top priority areas as listed below:

<b>Ranking</b>	<b>Total Score</b>	<b>Issue/Need/Problem</b>
<b>1</b>	205	Mental health access, availability, mental illness (adults, children)
<b>2</b>	201	Affordable Housing/Homelessness
<b>3</b>	156	Hungry children/families, food insecurity, food availability
<b>4</b>	124	Substance Abuse/Drugs
<b>5</b>	76	Need for a living wage and jobs with benefits
<b>6</b>	75	Accessible/Affordable/Night/Shift/Sick Child Care
<b>7</b>	70	Health care access/affordability
<b>8</b>	61	Transportation (senior citizens, sick persons, to work, etc.)
<b>9</b>	55	Need for home to be a safe place
<b>10</b>	47	Domestic Violence, child abuse
<b>11</b>	46	Dental access/availability
<b>12</b>	42	Poverty
<b>13</b>	38	School readiness/K-12 educational needs
<b>14</b>	26	Lack of/need for parenting skills
<b>15</b>	21	Physical Health
<b>16</b>	16	Safety in schools
<b>17</b>	14	Need for summer children's activities
<b>18</b>	12	Racism/Need for racial equality
<b>19</b>	11	Need for respite care/services
<b>20</b>	9	Bullying

## United Way of Becker County 2016 Community Assessment Results

Side-By-Side Comparison of the Top Twenty Priorities as Identified by Survey Respondents in 2010 to 2016:

Rating	2010 Issue/Need/Problem	2016 Issue/Need/Problem
1	Mental health access and availability (children, adults)	Mental health access, availability, mental illness (adults, children)
2	Need for a living wage and jobs with benefits/unemployment	<b>Affordable housing/homelessness</b>
3	Nutrition/hunger/food availability	Hungry children/families, food insecurity, food availability
4	Health care access/insurance/affordable health care	<b>Substance abuse, drugs</b>
5	Affordable housing/homeless	Need for a living wage and jobs with benefits
6	Lack of/need for parenting skills training	Accessible/affordable/night/shift/sick child care
7	School readiness/K-12 education needs	Health care access/affordability
8	Domestic violence	Transportation (senior citizens, sick persons, to work, etc.)
9	Affordable/accessible child care	Need for home to be a safe place
10	Dental access	Domestic violence/child abuse
11	Child abuse	Dental access/availability
12	Poverty	Poverty
13	Need for fitness opportunities/childhood obesity	School readiness/K-12 educational needs
14	Need for home to be a safe place	Lack of/need for parenting skills
15	Need for afterschool and leisure activity opportunities	Physical health
16	Transportation	Safety in schools
17	Domestic Violence shelter	Need for summer children's activities
18	Racism/Need for racial equality	Racism/Need for racial equality
19	Safety in school	Need for respite care/services
20	Preparing for Aging/Eldercare/end of Life care	Bullying

Four of the five top issues identified in 2010 were also identified in the top five issues in 2016, although their order of importance shifted slightly. In 2010 Health Care Access was listed in the top five and it shifted to #7 and the issue of Substance Abuse/Drugs which didn't even make the list of Top 20 issues in 2010 was listed as the #4 most important issue in 2016.

## United Way of Becker County 2016 Community Assessment Results

Note: Survey respondents in 2016 when asked to self-identify top concerns, there was a rating score of 15 (rated higher than #17-20) that was not included in the chart above because the issue is not something that is appropriate for the United Way of Becker County to address. The comments were all in regards to the Detroit Lakes Public Schools and ranged from: “Quit trying to force a referendum” to “Inadequate Leadership.” Because the total responses rated higher than four of those listed above, this information is provided as a footnote, but not on the list of issues to be considered by United Way of Becker County. The information is also included because it is the position of Mosaic Consulting, Inc. that we do not sanitize, editorialize or modify responses. It is our purpose to simply report what the respondents have said and provide an analysis of the overall responses. There were no such responses in the 2005 or 2010 surveys.

## United Way of Becker County 2016 Community Assessment Results

---

Another way to analyze the data from the survey is to look at the rate of importance of the issues/needs/problems in Becker County on the following scale: Very High – High – Medium – Low – Very Low – Don't Know. Based on these parameters, the top issues identified by respondents to the prepared questions is as follows (the lower the score, the higher the importance of the issue):

Ranking	Total Average Score	Issue/Need/Problem (How important are these issues: Very High, High, Medium, Low, Very Low, Don't Know)
<b>1</b>	161	Becker County residents are relatively safe from crime.
<b>2</b>	164	Children feel safe at school.
<b>3</b>	165	Health Care is accessible to all children.
<b>4</b>	173	Children are physically and emotionally safe at home.
<b>5</b>	176	Mental health care is accessible to all children.
<b>6</b>	178	Health Care is accessible to all adults.
<b>7</b>	179	Professionals and citizens recognize and prevent child abuse.
<b>8</b>	180	Mental Health care is accessible to all adults.
<b>8</b>	180	Victims of Domestic Violence have access to appropriate levels of service.
<b>8</b>	180	Becker County residents have enough food to satisfy their hunger.
<b>9</b>	181	A quality educational experience is provided for all Becker County K-12 students.
<b>9</b>	181	Dental Care is accessible to all children.
<b>10</b>	182	School-age children have access to quality, nutritious meals at school.
<b>11</b>	184	Children are adequately nourished before and after school.
<b>11</b>	184	Our communities are prepared to respond to emergencies or disasters.
<b>12</b>	185	Services and programs to help youth make positive choices concerning high risk behaviors (tobacco, alcohol, drugs, sexual activity, etc.)

## United Way of Becker County 2016 Community Assessment Results

When respondents were asked to the degree to which our community was meeting the issues/needs/problems identified in Becker County from a prepared list they were asked to rate them as follows: Very Well – Well – Ok – Poor – Very Poor – Don't Know. The top issues they listed which reflect that we are doing the poorest job meeting the identified need are listed below (the higher the score, the poorer the rating):

Ranking	Weighted Total Score	Issue/Need/Problem (How well are we meeting these factors in Becker County: Very Well, Well, Ok, Poor, Very Poor, Don't Know)
<b>1</b>	4.50	Quality, affordable child care is available for sick care, night shifts, etc.
<b>2</b>	4.08	<b>School-aged children have access to quality, nutritious meals during the summer.*</b>
<b>3</b>	3.86	Substance abuse intervention programs are accessible to youth.
<b>3</b>	3.86	Quality, affordable child care is available.
<b>4</b>	3.84	Respite care is available for someone taking care of an elderly or disabled person.
<b>5</b>	3.75	Affordable housing is available to all families.
<b>6</b>	3.74	<b>Dental care is accessible to all adults.*</b>
<b>7</b>	3.68	<b>Services and programs to help youth make positive choices concerning high risk behaviors (tobacco, alcohol, drugs, sexual activity, etc.)*</b>
<b>8</b>	3.63	Children are adequately nourished before and after school.
<b>9</b>	3.61	<b>Mental Health care is accessible to all children.*</b>
<b>10</b>	3.54	<b>Mental Health care is accessible to all adults.*</b>
<b>11</b>	3.53	<b>Dental Care is accessible to all children.*</b>
<b>12</b>	3.51	Residents understand the risks associated with being overweight or obese.
<b>13</b>	3.49	Residents do NOT experience any form of discrimination (ethnic, racial, age, sex, disability, economic level, etc.) as a citizen of Becker County.
<b>14</b>	3.48	Becker County residents have enough food to satisfy their hunger.
<b>14</b>	3.48	Children have the language and literacy skills to enter kindergarten successfully.
<b>14</b>	3.48	Unemployed residents are supported to find work.
<b>15</b>	3.46	Individuals/families know where to seek help if someone needs assistance from a social service or human service agency.
<b>16</b>	3.39	Parents have adequate skills training to be good parents.
<b>17</b>	3.50	Children know their colors, how to hold a book, etc. prior to entering kindergarten.

\***Bold**=on both most important and doing the poorest job in addressing lists.

# United Way of Becker County 2016 Community Assessment Results

---

## SUMMARY/CONCLUSIONS

Mosaic Consulting, Inc. is pleased that we have been able to conduct all three of the Community Assessments for United Way of Becker County since 2005. As an acknowledgement and thank you to the United Way of Becker County for all their great work over the years, we completed this Community Assessment as an in-kind contribution.

A total of 158 survey responses were completed in 2016. As with the previous surveys, we sought information regarding the following:

- Community Asset Rating
- Relative Importance as Viewed by Survey Respondents
- Self-Identified Listings of “Top Five Needs” as Determined By Survey Respondents

Based on the responses provided by the 158 completed surveys, the top five issues of 2016 were determined to be:

1. Mental health services and access to services
2. Affordable housing/homelessness
3. Hungry children/families/food insecurity/food availability
4. Substance Abuse/Drugs
5. Need for livable wage jobs with benefits

There were some notable differences between the 2010 and 2016 surveys, with the number of completed responses being almost twice as high in 2016. In 2016 a survey was most often completed by a woman (74.1% in 2010 and 82.28% in 2016). Another notable observation was the age of the respondent skewed older than previous surveys. In 2010 13% of respondents were age 60 or older and in 2016 27.85% were age 60 or older.

In 2010, 30.1% of the total survey respondents identified their professional background as educator and in 2016 39.49% identified their professional background as health care field. The degree to which that influenced the respondents was not able to be determined, since all responses are anonymous. On the analysis side we are unable to tell who answered which question which way. It is just provided as an overall observation.

Generally speaking the issues identified in 2005 and 2010 continue to be the issues identified in 2016. There was a difference in the priority order of some of the issues. The 2016 survey found a much higher emphasis on the lack of affordable housing/homeless where it went from the #5 issue in 2010 to the #2 issue in 2016. Mental health issues remained the #1 issue identified across all three survey years, which have spanned over eleven years total. And, new to the Top 5 issues in 2016 is the issue of substance abuse/drugs, which came in at #4.

Thank you, again, for the opportunity to be of service to United Way of Becker County.